


NEB SERIE



for Control units, switching programs

- ➔ Simple time programmer
- ➔ AC and DC motors
- ➔ Mechanical end stop
- ➔ 1-42 work contact (free programmable)

Product description

This high precision cam timer is easy to install and program. The cams can easily be programmed on switching position with included program key. The knob in front is removable for installation in front of your control enclosure. While turning the knob you also have an manual modus.

Application

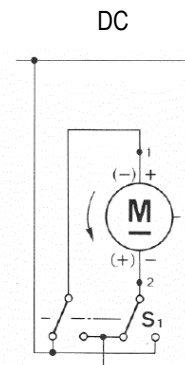
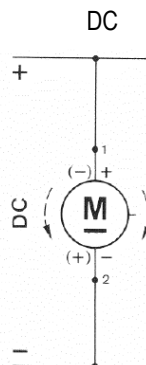
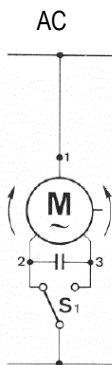
Control units which has to control a program over time.

Technical Data

Motor

AC and DC motor
(See order code)

Electrical Wiring:



Rotary Knob Scale
Display for the program setting
Manual prefix of a certain position

SK360 (0-360°)

NEB SERIE



Microswitch

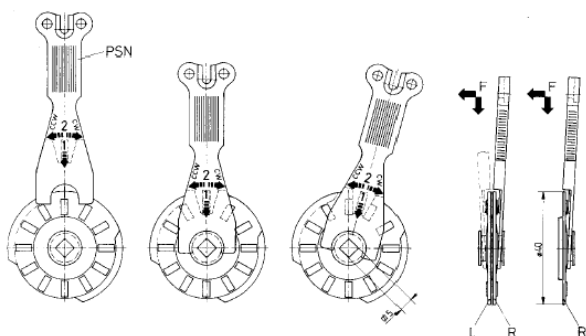
Order code	Picture	Description
0		KS25B4 changeover contact for cable shoe 2.8x0.55mm silver contact switching current 4A 250 VAC / 1A 60VDC
1		KS26B4 changeover contact for cable shoe 2.8x0.55mm gold contact switching current 4A 250 VAC / 1A 60VDC

Transfer resistance	< 25m Ω
Common contact	COM (1)
Normally open contact	NC (2)
Break contact	NO (3)
Double soldering and plug connection	2x2.8 x 0.5mm

Cam disk

Picture	Description
	Double cam
	adjustable with included PSN Key
	Free adjustable from 6°-180°
	Material: Grilon T300

Adjusting guideline of NK cams



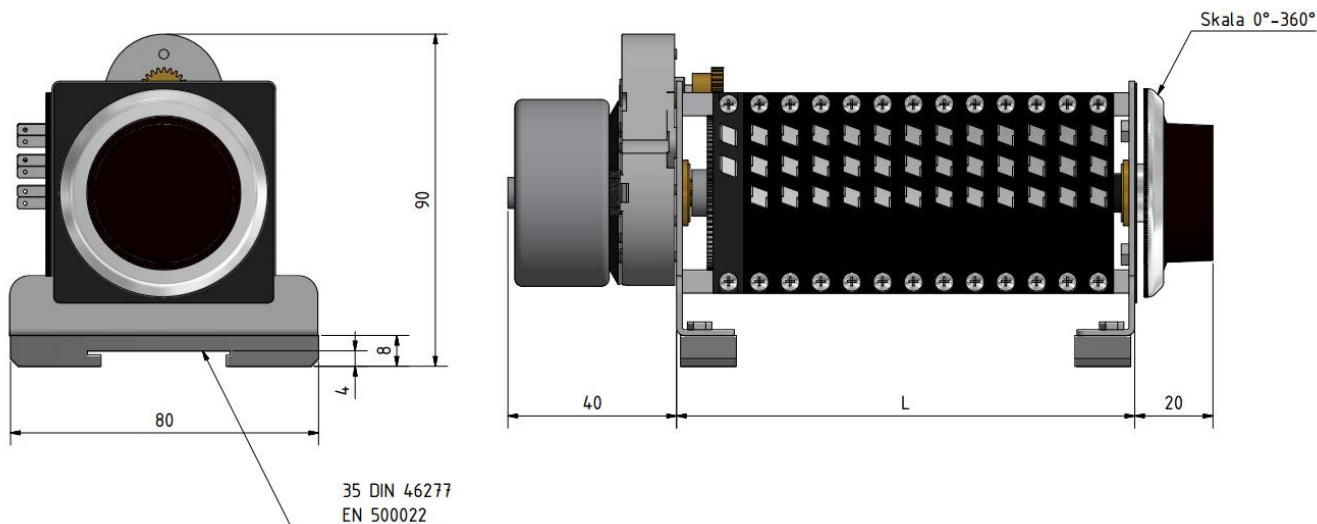
To adjust the NK cam use the PSN key with levelling the cam and turn

NEB SERIE

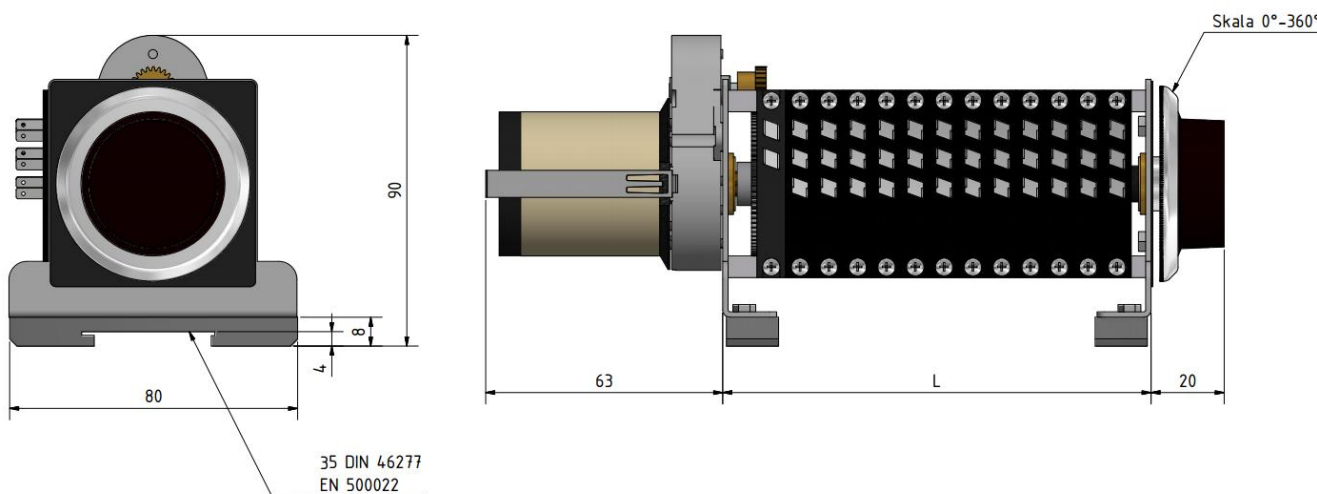


Reference drawing in mm

AC Motor



DC Motor



NEB SERIE



Order Code

NEB

941 x. x x. x x x

CYCLE TIME

- 0 6 sec
- 1 15 sec
- 2 20 sec
- 3 30 sec
- 4 60 sec
- 5 10 min
- 6 20 min
- 7 30 min
- 8 60 min
- 9 12 h

SYNCHRONUS MOTOR

- | | | | |
|---|------------|------|----|
| 1 | 24V | 50Hz | AC |
| 2 | 48...50V | 50Hz | AC |
| 3 | 110...120V | 50Hz | AC |
| 4 | 220...240V | 50Hz | AC |
| 5 | 24V | | DC |
| 6 | 12V | | DC |
| 7 | 24V | 60Hz | AC |
| 8 | 48...50V | 60Hz | AC |
| 9 | 110...120V | 60Hz | AC |
| 0 | 220...240V | 60Hz | AC |

NUMBER OF SWITCH

- 0 3 switches
- 1 4 switches
- 2 6 switches
- 3 9 switches
- 4 12 switches
- 5 15 switches (switches on both sides 7 / 8)
- 6 18 switches (switches on both sides 9 / 9)
- 7 30 switches (switches on both sides 15 / 15)
- 8 36 switches (switches on both sides 18 / 18)
- 9 42 switches (switches on both sides 21 / 21)

TYPE OF SWITCH

- 0 KS25B4 changeover contact for cable shoe 2.8x0.55mm silver contact
- 1 KS26B4 changeover contact for cable shoe 2.8x0.55mm gold contact

CAM

- 0 double cam NK4201

CAM PROFILE

- 0 20° recess
- 1 60° recess
- 2 90° recess
- 3 180° recess
- 4 Blinker cam 15x12°
- 5 20° Increase
- 6 60° Increase
- 7 90° Increase
- 8 180° Increase



Do you have any Questions ? Phone: +41 (0)44 843 40 20 or Mail: sales@micronor.ch